

Housatonic Camera Club Newsletter

February 2019

Issue 2018/2019 v0.1 #6



Yellowstone Terrace ©John Landon

Newsletter Editor: Dawn Dingee (d1295@aol.com)
<http://www.housatoniccameraclub.com>

Co-Presidents: Dawn Dingee and Jeff Breitman Webmaster: Lazlo Gyorsok

IN THIS ISSUE

President's Message

by Dawn Dingee

Jeff Breitman

We had a very successful Noble Show opening on January 11th. The walls were filled with photos from 17 members and the room was full with guests eager to see our work. Our next meeting is February 19th



Hope to see you there!

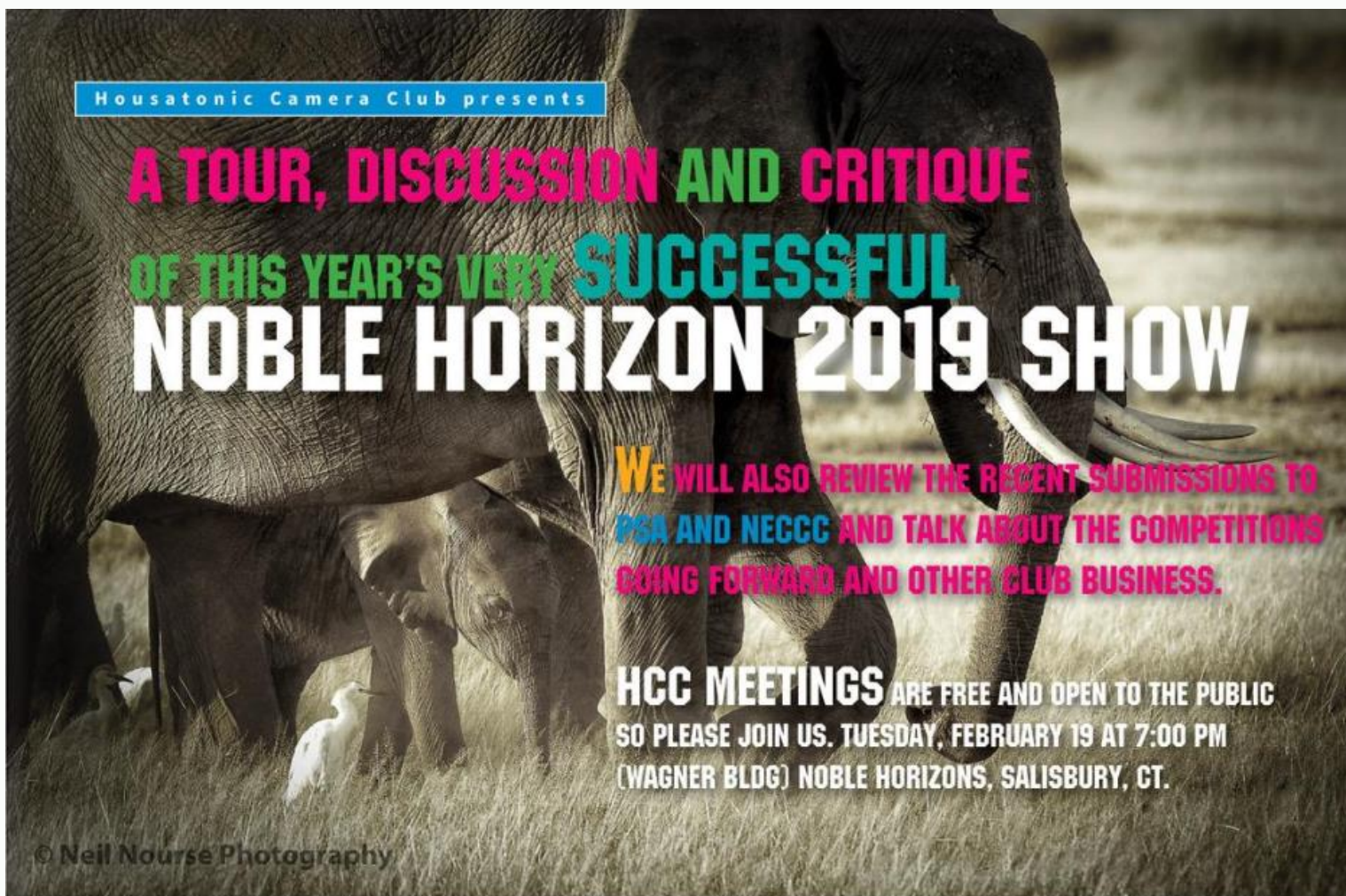
in the Wagner Room. See page 2 for more details. Before our next meeting, we will have an Executive Committee meeting (6pm). We will review our revised By Laws as well as the remaining program schedule and events for the season.

Welcome to the February issue of the Housatonic Camera Club Newsletter. The following is included in this month's issue:

President's Message	1
February Meeting	2
Upcoming Events	2
January Meeting Recap	3
NECCC Competition Submissions	4-5
PSA PID Interclub Results	6
Lakeville Journal Review	7
Announcements	8
Assigned Topic	9-10
Correcting Distortion...	11-13
Memory Cards Explained	14
Program Schedule	15
HCC Enrollment Form	16

February Meeting

Tuesday, February, 19, 2018 (Wagner room)



Housatonic Camera Club presents

**A TOUR, DISCUSSION AND CRITIQUE
OF THIS YEAR'S VERY SUCCESSFUL
NOBLE HORIZON 2019 SHOW**

**WE WILL ALSO REVIEW THE RECENT SUBMISSIONS TO
PSA AND NECC AND TALK ABOUT THE COMPETITIONS
GOING FORWARD AND OTHER CLUB BUSINESS.**

**HCC MEETINGS ARE FREE AND OPEN TO THE PUBLIC
SO PLEASE JOIN US. TUESDAY, FEBRUARY 19 AT 7:00 PM
(WAGNER BLDG) NOBLE HORIZONS, SALISBURY, CT.**

© Neil Nourse Photography

UPCOMING EVENTS

Noble Horizons Salon Show (January 2019)

The annual salon show at Noble Horizons will continue through **February 19th**. We have done very well so far with sales! See page 7 for a write-up about the show in the Lakeville Journal. At our next meeting, we will have a discussion about each of the pictures. Since the ending of the show corresponds to our meeting night, you can take your pictures down afterwards. We do not currently have any other shows planned.

HCC Executive Committee Meeting

We will have an Executive Committee Meeting before the regularly scheduled meeting on February 19th. Meeting will be at 6 pm in the Wagner building in the conference room just outside the main meeting area. No dinner or drinks will be served but feel free to bring something to eat or drink to the meeting if you'd like.

January Meeting Recap by Dawn Dingee

HCC January's meeting was Tuesday the 15th. Jeff was feeling under the weather so we had to post-pone his presentation of "Street Photography". We will re-schedule that for our March meeting. The original plan was to review some *Lens Work* videos but they ended up not being videos but more tutorials that required a lot of reading! So instead, we reviewed last year's Recorded commentary. We also spent quite a bit of time discussing the state of the club and discussed ideas on how to increase participation and interest in the club amongst our members.

One idea that was well received was a monthly "Photo assignment". For the first assignment, we chose [waterfalls](#). This is how it will work:

- A topic will be assigned to you.
- You will show your skills by submitting your best image (ONE) that represents the topic.
- Lazlo will create a folder on our website (houstoniccameraclub.com).
- You will submit your photo to Lazlo via email to be posted on the website.
 - PLEASE BE PREPARED TO DISCUSS BOTH EQUIPMENT AND SETTINGS USED.
- The photos will be downloaded to a media source before the next meeting. **Please don't wait until one day before the meeting or the day of the meeting to submit your photos so that we have sufficient time to download them all.**
- At our next meeting, we will discuss all the submissions. Discussions will include settings, composition, impact, etc


Some submissions received so far:



Great Falls, Falls Village CT ©Lazlo Gyorsok



Waterfall ©Dawn Dingee



New Zealand Waterfall ©John Landon



NECCC Pictorial Competition Submissions

The following photos received the highest scores in the club voting and will represent the Housatonic Camera Club in the NECCC Pictorial competition. The top 4 scoring images are sent to represent the camera club.



Inner Glow ©Bert Schmitz



Second Shift ©Lazlo Gyorsok



Falling Hard ©John Landon



Which Way to We Go ©Neil Nourse



from John Landon

If you get a chance, take a look at B&H Event Space live stream lectures. I have been to 10-15 in New York over the years on many topics. Last year they started to do live streaming. People can now watch at home live or later on the B&H YouTube channel. I learned a huge amount from these.

<https://www.bhphotovideo.com/find/EventSpace.jsp>



NECCC Nature Competition Submissions

The following photos received the highest scores in the club voting and will represent the Housatonic Camera Club in the NECCC Nature competition. The top 4 scoring images are sent to represent the camera club.



A Gaggle ©Brian Wilcox



Backlit Goose in Flight ©Neil Nourse



Mandarin Duck ©Nancy Zannini



Juvenile Lesser Kestral ©John Landon

*Look deep into nature, and
then you will understand
everything better.*

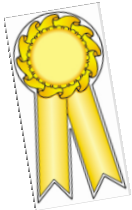
Albert Einstein



PSA PID INTERCLUB RESULTS

Results are in for the PSA January 2019 Group D PID Interclub competition. Overall we did very well – HCC scored 8th overall out of 23 clubs. We had two members receive Awards honors or Honorable Mention.

Score.	Award	Round	Club Number	Club Name	Image Title	Given Name	Family Name
7		D01	97631	Housatonic Camera Club	Winter sunrise at the Farm	Lazlo	Gyorsk
11		D02	97631	Housatonic Camera Club	masumoto Castle	John	Landon
9		D03	97631	Housatonic Camera Club	The Choir	Brian	Wilcox
11		D04	97631	Housatonic Camera Club	Snowy Egret Fishing	Neil	Nourse
12	HM	D05	97631	Housatonic Camera Club	Weaving by the window	Bert	Schmitz
12	AW	D06	97631	Housatonic Camera Club	Fisherman and his Net	Wendy	Summer



AWARDS



HONORABLE MENTION



Fisherman and his Net ©Wendy Summer



Weaving by the Window ©Bert Schmitz



Voting on the HCC website is currently taking place for the latest images to be submitted for PSA Pictorial and Travel competitions. Voting ends at sundown on Wednesday, February 13th. Don't forget to vote!

Lakeville Journal review of Noble Horizons Salon Show

HOUSATONIC CAMERA CLUB AT NOBLE

BY ANNE DAY

This year's Housatonic Camera Club exhibit at Noble Horizons packs the room with many photographs. Many are good. The club, which meets the third Tuesday of each month at 7 p.m. at Noble Horizons in Salisbury, is a group of dedicated photographers both amateur and professional. Some of the group are still shooting film but most work in digital. This year's show includes 17 photographers with several images per participant.

Many of the images are colorful landscapes, but there are also still lifes and wildlife photographs.

The large prints of John Landon are particularly striking, especially his post-card perfect image of Matsumoto Castle with two swans swimming in front of it. Nancy Zannini pays particular attention to the power of light in her picture of an orange autumn tree that stands out in a group of leafless trees with a dark stormy sky behind them. Marsden Epworth's carefully executed surreal images stand out for their clean, simple composition and beautiful prints. In "Squash Dreams," she places golden antlers behind a gritty green gourd to create a new type of animal altogether. My favorite picture in

the show, a large black and white print, "Shell Dreams" is a serene juxtaposition of a large dark feathered wing with a pearly white shell as if the two formed an angel of some kind. (Epworth is a former editor of and frequent contributor to The Lakeville Journal's Compass.) Laxlo Gyorsok's "Birch Tree Reflection" is a scattering of white birches surrounded by red and yellow leaved trees reflected in a pond—a quiet and velvety autumn picture.

Dawn Dungee achieves the impossible in "High Jump" a picture of a deer in mid-air jumping from bright daylight into an unknown darkness.

Beet Schmitz has two powerfully simple black and white images in the show, "Shaker Bowl," a round wooden bowl with a linen towel hanging over its light rimmed side and "Growing Wild," a close up of some extraordinary glowing fungus on the side of a tree.

Brian Wilcox, a professional, presents three spectacular drone shots of local scenery. Seen from the air, these images are different from any I have seen of the area. I was especially impressed with the often photographed Cornwall covered bridge, seen from above, with a light covering of snow.

"Housatonic Camera Club Annual Exhibit" is up until Feb. 18 at Noble Horizons, 17 Cobble Rd, Salisbury, CT.



Photo by Marsden Epworth



Opening reception

Announcements

HOUSATONIC CAMERA CLUB REPRESENTATIVES for 2018/2019 season

Co-Presidents	Dawn Dingee Jeff Breitman housatonic_camera_club@yahoo.com
Vice President	Open
Treasurer	Judy Becker
Membership/Dues	Judy Becker judybecker40@att.net
Publicity	Jeff Breitman
Special Events Coordinator	Jeff Breitman
Program Director	Jeff Breitman sylvan4570@comcast.net
Webmaster	Lazlo Gyorsok lazlo1@optonline.net
Newsletter & Hospitality	Dawn Dingee d1295@aol.com
Secretary	Denise Rueger rrueger2@roadrunner.com
Competitions	Bert Schmitz bschmitz@att.net
Salon Committee	Brian Wilcox ctphoto@comcast.net
	Lazlo Gyorsok lazlo1@optonline.net
	Bill DeVoti abundancehill8@gmail.com
Projector Coordinator	Brian Wilcox ctphoto@comcast.net
Liaison Representatives	PSA - Jane Rossman jrossman222@gmail.com
	NECCC - Bert Schmitz bschmitz@att.net

bschmitz@att.net
Proud member of:



www.psa-photo.org



The New England Camera Club (NECCC) will be having their annual conference July 12, 13 and 14, 2019 at UMASS Amherst MA. There are over 90 sessions to choose from. Each year, member club receives 2 courtesy enrollments to attend the conference. This year there is a \$40 co-pay due with the application. Candidates must be a member of an NECCC member club whose dues are paid for the current year. Candidates must also have never attended a previous NECCC conference. **If you qualify and are interested, please let myself or Bert know.**

Club flickr site:

<https://www.flickr.com/photos/124371381@N07/>

Photos submitted to the club flickr site appear on the Housatonic Camera Club website on the HOME page.



To all Club Members

For future editions of the newsletter, consider submitting:

- **Your favorite place to photograph**
- The story behind the picture
- **Share photography and photo printing tips**
- **Your photo blog or website URL**

Upcoming Field Trip – Stone Church

We are still planning on a trip to Stone Church in Dover Plains, NY. A short, moderate walk on a well maintained trail will lead you to the main attraction – a cave with a cathedral like entrance. Inside you will find a waterfall. Trails are sometimes icy this time of year so we have not settled on a date yet. But as the weather warms up, more details will be sent. For more information on stone church:

http://townofdoveryny.us/Stone_Church.cfm



Assigned Topic – FIRE

Each month we feature a topic of the month in the newsletter. Members are encouraged to submit 2-3 photos to select from. This month's topic was "FIRE". Below are some of the photos received from our members.



Before the Burn ©John Landon



Greece 1 ©John Landon



Greece 2 ©John Landon

Next month's newsletter topic of the month:

Consider sharing your photos with fellow club members. It's a nice way to share our work and to show our creative side. Next month's topic will be: "AFTER DARK" Take your camera out at night - Moonlight, Stars, Cars...be creative!

Members can submit photos to me at d1295@aol.com. Submissions should be in by **March 6th, 2019**.



Assigned Topic – FIRE



Blacksmith in Turkey ©Bert Schmitz



Flames ©Dawn Dingee



©Brian Wilcox



Copyright © G. A. Mudge

Fireplace at work ©G. A. Mudge



Red Pandora 2019

Moon on Fire ©Dawn Dingee

Correcting Distortion in Lightroom, Photoshop or Camera Raw by John Landon


Shooting wide angle where there are strong vertical lines usually creates distortion in the image. An example is this church in Mexico. The church tapers up and the walls are sloped in. It was shot at 11mm with my 10-18mm wide angle on a Canon crop sensor 70D. This is equal to 17.6mm on a full frame camera.



Adobe Lightroom (and Camera Raw in Photoshop) have an easy way to correct this. In the Transform window, there are several choices, Auto, Guided, Level, Vertical, and Full. All are useful depending on the particular shot.



For a long time I relied on *Auto* which can do an acceptable job in some cases. This is how it *Auto* corrected the image.



This is improved but still has distortion.

Using *Full* also does not work well in this case. The top the church is now sloping to the right.



A better method is *Guided*. With this you draw 2 lines along the elements you want to correct. Below show the first line along the right side of the church.



Immediately after you draw the 2nd line the image is transformed. Below shows both lines that are now vertical and parallel. In order to make the adjustment I lost some of the image on the sides. This is not a problem as I want to crop closer anyway. It is best to plan ahead and shot wide in a situation like this to give room for the correction.

When words become unclear, I shall focus with photographs. When images become inadequate, I shall be content with silence.

Ansel Adams

Showing cropped area.



Final result is below.



Memory Cards Explained

by Dawn Dingee

One of the most important pieces of equipment for a photographer is the *memory card*...and it usually doesn't get much thought. We are constantly looking to update our camera body, our tripod, filters, lenses, etc. but we rarely think about the memory card. You can take the most beautiful pictures in the world but if you can't get them off the camera, you could end up with nothing!

There are things we should understand about our memory cards. Most high-end DSLRs today use a CompactFlash® memory card. During the infancy of SD, SD cards could not handle the speeds or capacity needed to store RAW files and most of us are shooting in RAW...if you aren't, you probably should. Most cameras today will allow you to choose the format so that you can shoot in RAW, JPEG or even both. There are two things to consider when selecting a memory card – **capacity** and **speed**. To shoot RAW files, you need to be sure to have a card big enough to handle the number of images you want to take. You will also want to get the fastest card you can afford. CompactFlash® memory cards have been around a while and they are no longer the fastest cards available, but they are the type most used. CFast and XQD cards are competing with the CompactFlash® card.



Some things to understand about memory cards:

UDMA rating: The UDMA rating determines the maximum bus speed at which a card can read, assuming the memory in the card is fast enough to match it. UDMA 1 supports speeds up to 16.7 MB/s. UDMA 7 is ten times that speed, maxing out at 167 MB/s.

CompactFlash
UDMA 7



This is the minimum sustained write speed—the slowest the card will write.

Commercial x rating: 800x This is a way of expressing the max read speed. It is based on the read speed of audio CDs at 150 KB/s. This is good for sports or wildlife shooting where you need a card with a fast writing speed.

32GB This is the capacity. How many pictures you can store on a card will vary based on the format you choose to save the pictures in. Your memory card has a File Allocation Table, otherwise known as a FAT Table. When you format a memory card, you are not actually erasing the card, you are just clearing the FAT Table.

Some tips for maintaining your memory card**

1. **DO NOT** erase images from your memory card in your camera.
2. Format your memory cards in your camera, not on your computer.
3. Format your cards after each shoot.
4. Use a good card reader.
5. Don't pull a memory card out of your camera or card reader when data is being written or read.
6. Don't fill a card completely.

** These tips can be found here along with a detailed explanation for each one:

<http://blog.jeffcable.com/2016/12/why-you-should-not-delete-images-on.html>

XQD Card:

A memory card which is a preferred choice for DSLR's and HD Camcorders, offering read and write speeds in excess of 125MB/sec up to a potential 500MB/sec with storage capacities exceeding 2 TB.

Secure Digital Card

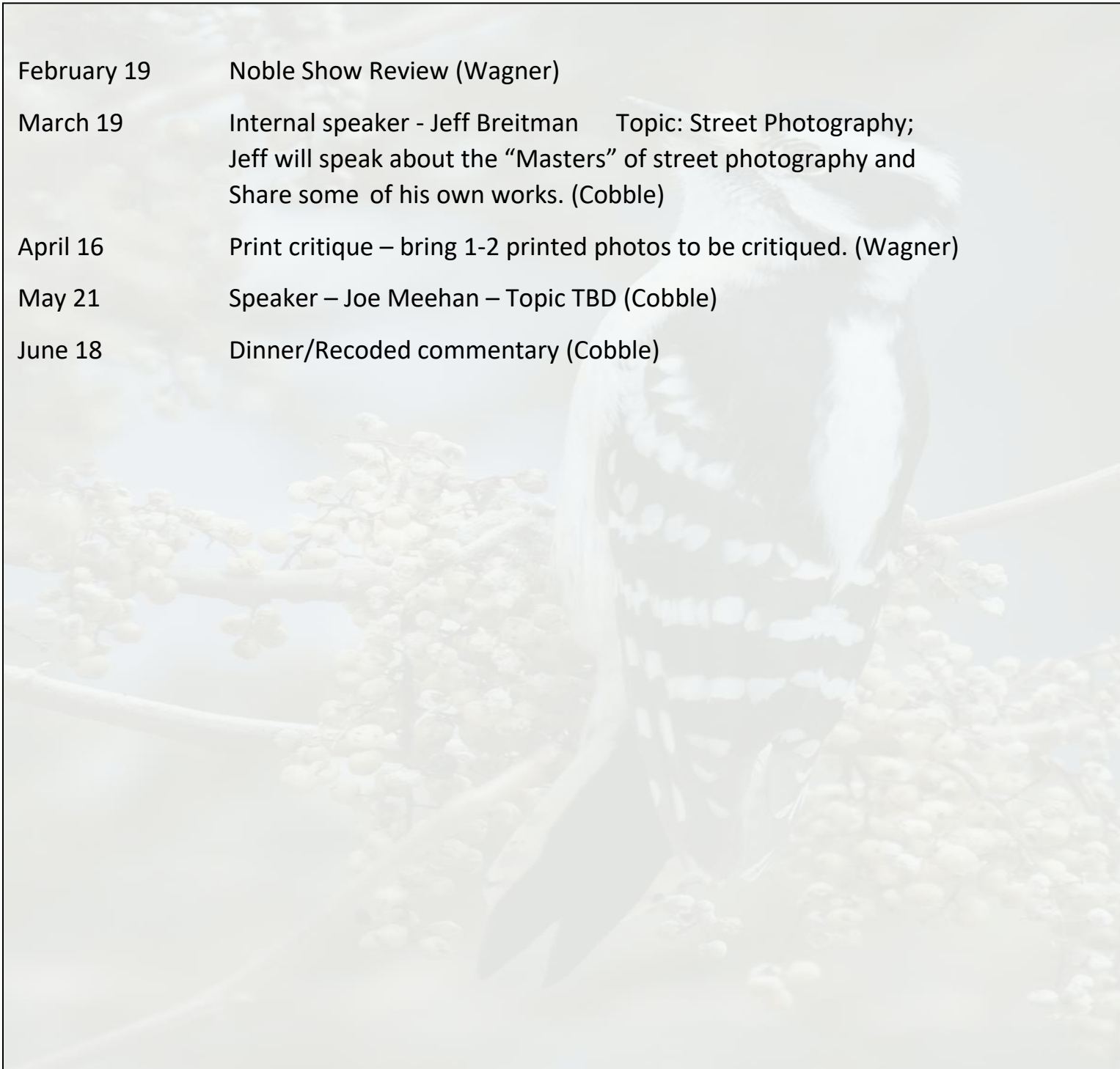
Secure Digital cards have extra features over and above Multimedia cards but this depends on the device.

Micro Secure Digital Card

The smallest memory card available for cameras.

HOUSATONIC CAMERA CLUB MEETING SCHEDULE FOR THE 2018 – 2019 SEASON

Meetings: 3rd Tuesday of the Month (Sept - June)
Where: Noble Horizons, 17 Cobble Rd, Salisbury, CT
Time: 7:00 pm (open to the public)
For directions, click here [Google Maps](#)

- 
- February 19 Noble Show Review (Wagner)
- March 19 Internal speaker - Jeff Breitman Topic: Street Photography;
Jeff will speak about the “Masters” of street photography and
Share some of his own works. (Cobble)
- April 16 Print critique – bring 1-2 printed photos to be critiqued. (Wagner)
- May 21 Speaker – Joe Meehan – Topic TBD (Cobble)
- June 18 Dinner/Recorded commentary (Cobble)

Housatonic Camera Club

Membership Enrollment 2018—2019

I wish to enroll as a member for one year. Season runs from September through June. Attached is the membership fee of \$35.00 (and \$15.00 for each additional family member).

Please hand or mail this form to the Treasurer, Judy Becker
13 Housatonic Ave. Canaan, CT 06018-2421; Email: judybecker40@att.net; Phone: 860-824-0561

PLEASE PRINT ONLY ... AND CLEARLY!

NAME(S): _____

ADDRESS: _____

PHONE: _____ E-MAIL: _____

WE WILL SEND YOU OUR MONTHLY NEWSLETTERS, SCHEDULES, AND CLUB INFORMATION