

**The Housatonic
Camera Club**

The Life Long Learning Center
(Wagner Building)
Noble Horizons
17 Cobble Road
Salisbury CT, 06068

The Open Aperture

neccc



Volume 2 Issue 3

November 2006

The Program for 10/17/2006

November 14th : A Slide show presentation by
Jonathan Doster

Also we will have to pick all the photos for the
Litchfield library show.

**Inside this
issue:**

The Program 1

Presidents 2
Corner

Digital Daze 3

PSA Info 3

NECCC Info 4

Rita's Hints
and Basics 5

October
Results 6


<http://>

www.housatoniccameraclub.org

Lazlo has made some new changes in the gallery section of the club web

site. Now members that post have their own gallery section for their photos. Some new images have been added as well. If you don't already post

images to the site, you should. If you do and have not added anything lately then now is a good time to upload some fresh photos.



© 2006 Cheri Green

The President's Corner: *Rita Mathews*



RedRed-Barn by Rita Mathews © 2006

I am very pleased with the strides we are making with our photography. This last group of entries for PSA and NECCC was outstanding. If we keep this up the Club will find itself in a new higher category of clubs. The same will happen with the PSA. Jen and I went to the Nikon School last Saturday given in Southbury, CT . Neither of us were very impressed, it was too basic even though it was

touted as much more than that. The best part of the day was the lunch, sit down luncheon for a couple of hundred people.

Also I got to see the new Epson printers that I want to get someday and all the Nikon gadgets and their new catalogue. The Epson printer person was not very helpful so nothing made my day except lunch.. Not much for over \$150. I did pick up some pointers. To make up for this, I will be going to the big photo show in New York at the Javits Center to catch up on all the new stuff and take a 3 hour seminar on some

tricky stuff in Photoshop. This last Nikon School makes me feel that our instruction day on digital photography will be a big hit. We have a good guy that will spend the day with us and start in with the camera and go all the way to the print with pictures. He will also answer questions and tell us what we wish to know at the level we want. I have rescheduled it for March as I could not get a room for December. I am now waiting to hear from Gary Stanley. Meanwhile, go to his web page at www.light-chasers.com and take a look at his work. Be sure to let me know if you have any suggestions or think we should do something else. I will always leave a suggestion box at the back of the room.

“Also I got to see the new Epson printers that I want to get someday and all the Nikon gadgets “



Palouse by Rita Mathews © 2006

HCC Judges for 2006-2007

Bill DeVoti

Ann Wilkinson

Lazlo Gyorsok

Judy Becker

John Frenzel

Jen Abbott

Rita Mathews

Mary Lou Esterbrook

Sergei Ferdojaczenco

Brian Wilcox

Sid Shore

Ian McCunn

Chris Bleuher

Kathy Orlando

Cheryl Green

Naomi Feldman

Anne Brigham

James Lo Piccolo

Scott Whalen

S

cott

Whalen has posted a new gallery on our web site. Check it out!

Digital Daze: Hand Held Shooting



The 'rule' for whether it's ok to hand hold a camera when shooting has to do with two main factors, the shutter speed you're shooting at and the focal

length of the lens you're using. Here it is:

Choose a shutter speed with a denominator that is larger than the focal length of the lens. So: * if you have a lens that is 50mm in length don't shoot any slower than 1/60th of a second * if you have a lens with a 100mm focal length shoot at 1/125th of

a second or faster * if you are shooting with a lens of 200mm shoot at 1/250th of a second or faster

Shooting at these speeds means that the effect of camera shake that you have while taking the shot should be minimized in images you end up with. Keep in mind that this is just a guide to keep in mind as you shoot.

"Experience is the best teacher of all. And for that, there are no guarantees that one will become an artist. Only the journey matters."

Harry Callahan

PSA Info

We will be judging the January PSA digital competition. This could be upwards of 100 + photos to sit and judge. Bring a comfy cushion with you, we could be a while with this task.

Because we are judging this round, we are not able to compete. This means we will have to try to get a session completed in a makeup round.

NECCC Digital Results for October

The scheduled date for the Winter NECCC digital competition is 02/07. At this time no further details are available.

Octobers results follow.

1) Bill Devoti– *Chicago Reflections*

2) Rita Mathews– *Pa-louse*

3) Lazlo– *Distinguished*

4) Scott Whalen– *Tree Peony*

That leaves us quite well represented I'd say.




Photo by Noni Macleay © 2006

NECCC Film and Slide



© 2006
Sergei Ferdojaczenko

The next NECCC Judging takes place at the December

meeting. Members interested should bring any or all of the following;
2 color prints, 2 black and white prints, 2 color slides, 2 nature slides. Remember the prints need to be matted.

The Nature slides must avoid showing anything considered to be "by the hands of man"

"If you're photographing in color you show the color of their clothes - if you use black and white, you will show the color of their soul."

Author Unknown

NECCC Results

For the full results of October's judging for slides and prints please turn to page 6 as they were too numerous to fit this columns space.

A Photography Quiz; Pt 2 of 9 parts....

- Q. Depth of field is controlled by _____ the camera and the lens
- A) The Focal Length of the lens
 - B) The size of the Aperture opening
 - C) The distance between
 - D) A,B & C
 - E) None of these?
- The Answer : D) A,B & C



© 2006 Ann Wilkinson

Hints & Basics: *Rita Mathews*

I have found a great book called "The Digital Photography Book" or step by step secrets to make your photos look like the pros. It is by Scott Kelby who is the guru of Photoshop. He starts with hints of how to get "tack sharp" photos. The first hint is to get a tripod. On the bottom of each page is Scott's gear finder where he gives examples of just what to buy in 3 different price ranges. The next hint is to get a ball head, next hint says not to press the shutter button with your finger get a cable release. If you forgot your cable release, use the self timer. This is the timer you have used when you wish a picture of yourself in the photo with your friends that you set to get enough seconds for you to run into the photo. This time you set the timer at 5 seconds which gives the motion created from pushing the shutter button time to dissipate and the

camera fires in 5 sec. I must say I use this all the time. The next hint is mirror lock-up. Find out how to set your camera for this, then you have to press the shutter button twice, once for the lock-up and once to take the photo. Don't forget to turn off the Vibration Reduction feature on your lens or camera when it is on a tripod. Some can be used when it is on so better check your instructions. Next hint is to shoot at your lenses sharpest aperture. This is usually 2 full stops smaller from wide open i.e. if the lens is a 2.8 shoot at 5.6 or 8. Use this if you wish the sharpest but do not wreck your depth of field if that is what you wish etc. "Good glass" is a big help. Avoid increasing your iso, zoom in to check sharpness, right away so you can take another if this is not in focus. Next hint is how to get it sharp when holding the camera. Put your camera on

burst or continuous shooting mode, hold down the shutter release to take a burst of photos. Chances are after a burst of 10 to 12 photos you will get one that is sharp. It can save the day! If you still wish it sharper, you can go to Unsharp Mask Filter in Photoshop. There are three sliders and he gives you some ways to start using them. For people: Amount 150%, Radius 1, Threshold 10; for cityscapes, urban or travel: Amount 65%, Radius 3, Threshold 2, for general use: Amount 85%, Radius 1, Threshold 4

"Chances are after a burst of 10 to 12 photos you will get one that is sharp."




Photo by Melissa Abbott
© 2006

NECCC Results

Color Slides

Jane Rossman	<i>Sunset</i>	22
Bill DeVoti	<i>Barn Red</i>	19
Jen Abbott	<i>Musical Instruments</i>	19
Judy Becker	<i>Bulbophyllum</i>	19

Nature Slides

Jen Abbott	<i>The Tree</i>	26
J. Frenzel	<i>Swallowtail</i>	24
A. Wilkinson	<i>Lotus</i>	23
Jane Rossman	<i>Ice Drops</i> <i>(not sure of the title)</i>	23

Color Prints

Bill DeVoti	Mt Blanc Range
Scott Whalen	Common Yellow Throat
Rita Mathews	Denail Natl. Park
Naomi Feldman	Early in the morning, Lakeville

Black and White Prints

Lazlo	<i>Statue at the old custom building</i>
A. Wilkinson	<i>Broken down</i>
Naomi Feldman	<i>Street Fair 1</i>
Jennifer Abbott	<i>Infrared</i>

A Poem for Photographers From “*Thirst*” (Beacon Press) by Mary Oliver

Messenger

My work is loving the world.

Here the sunflowers, there the hummingbird-
equal seekers of sweetness.

Here the quickening yeast; there the blue plums.

Here the clam deep in the speckled sand.

Are my boots old? Is my coat torn?

Am I no longer young, and still not half-perfect? Let me

keep my mind on what matters,

which is my work,

which is mostly standing still and learning to be

astonished.

The phoebe, the delphinium.

The sheep in the pasture, and the pasture.

Which is mostly rejoicing, since all the ingredients are here.

which is gratitude, to be given a mind and a heart

and these body-clothes,

a mouth with which to give shouts of joy

to the moth and wren, to the sleepy dug-up clam,

telling them all, over and over, how it is

that we live forever.

Housatonic Camera Club

President	Rita Mathews
Vice President	
Secretary	Cheryl Green
Treasurer	Noni Macleay
Membership	Jen Abbott
Salon Committee	Bill DeVoti
Publicity	Ann D. Wilkinson
Web Design	Lazlo Gyorsok
NECCC	Judy Becker
Newsletter PSA	John Frenzel

I wish to enroll as a member for one year. Attached is the fee of \$25, and \$10 for each additional immediate family member. Please hand or mail this form to the Head of Membership, Jen Abbott/213 Guilder Hollow Rd./Sheffield, MA 01257. For additional information call Jen Abbott at 413.229.3046
PLEASE PRINT ONLY... AND CLEARLY

Name(s): _____

Address(es): _____

Phone: _____ FAX: _____

E-Mail _____

We will send you our Monthly News Letter (September to May), Schedules, and Club Information **upon payment of your dues.**

View the world through our lens!



Member Accolades:

Recently my photo "Old Petrol Pumps" received an Editors Choice award on the [NAPP](#) website. My "Lily among the raindrops" was chosen as first place entry in an international competition hosted by Davro Digital and Vertus Fluid Mask. I received a free copy of Fluid Mask as a prize.



Lily among the raindrops
© 2006 J.Frenzel



Old Petrol Pumps
© 2006 J. Frenzel