



"Love" George Photographer: Judith Gott

PRESIDENT: JANE ROSSMAN WEBMASTER: LAZLO GYORSOK EDITOR: DAWN DINGEE


Housatonic Camera Club

Newsletter December 2013

<http://www.housatoniccameraclub.org/>

IN THIS ISSUE

Innisfree Gardens by Ann Wilkinson



Saturday, October 19th, Innisfree Gardens opened its gates at 6:30 am to photographers and other curious enthusiasts. Having decided that I did not wish to hike around the lake with a flashlight together with all the other equipment, I arrived about 7 AM to find the parking lot almost full and Lazlo calmly wandering around the paths. Usually it is a very quiet place, but that day it was bustling. People, cameras, tripods everywhere. So much so that it was hard to get a photograph without some bodies in it. It was beautiful to watch the mist fade from the lake and then the sun light up the shore. And the sun was not up and does not get up and over the hills at Innisfree at that time of October until 8 AM or even a little later. So for any of you who thought you would miss something if you went late, you did not unless you like to photograph with no light. Having been there many times before, it was a nice experience in the early morning. I encourage all photographers to enjoy those early moments if they open the gates at dawn again next season.

Welcome to the December Issue of the Housatonic Camera Club Newsletter. The following is included in this month's issue:

| | |
|------------------------|---|
| Innisfree Gardens | 1 |
| December Meeting | 2 |
| Upcoming Events | 2 |
| Lensbaby: A Creative.. | 3 |
| "How To..." | 4 |
| New Members | 4 |
| The Great Swamp | 5 |
| Notifications | 6 |
| Club Schedule | 7 |
| Enrollment Form | 8 |


DECEMBER MEETING

The December Housatonic Camera Club meeting

will be our holiday dinner meeting. The program will feature a presentation by Ted Roth who will take us on a photo journey through the abandoned Klotz Throwing Mill which closed its doors in 1957 during a strike by workers, and never reopened. In October 2013, six photographers spent two days photographing inside the silk mill and at other sites in the area. They found that sixty-six years later few things have changed inside the mill. Three floors of antique factory equipment that once turned raw silk into silk thread, and the tools and even personal possessions of workers lie where they were left.

Three of the photographers, Ted Roth, and members Dawn Dingee and Rick Pauline will show us where they went, what they found, and reveal insights into ways different photographers see and select from similar subjects.

"Something of their world" - Photographer Ted Roth



UPCOMING EVENTS

JANUARY 2014 - "NOBLE HORIZONS SHOW"

Opening is late afternoon on Friday, Jan 17th, 2014 and the show runs through Sunday, February 23rd, 2014; 5pm - 7pm; Open weekends, 11:00am-4:00pm. Drop off is the weekend before. It is open to any and all *new work*... nothing that has been there before can go there again. All prints should be framed, under glass, and smooth wired across the back. There is some flexibility here, but any deviation should be cleared with Ann or Bill. They will clear it with the show's curator who has the last word on what goes on the walls. Very specific guidelines will be available soon.

John Emmons, who is the curator for Noble Horizons, developed guidelines for shows at Noble Horizons. The Salon Committee has reviewed them and these are the guidelines we will continue to use for all of our shows.

All submitted artwork for hanging must be identified by **TWO CLEARLY READABLE, IDENTICAL PAPER SIGNS**, one securely taped to the back and the other loosely taped to the back. The club form will be emailed to you in advance of all shows. **PLEASE SAVE IT TO YOUR COMPUTER** -- this information on the forms must match exactly what you have sent into the club.

Photographs should be matted, framed, and under glass (or equivalent material). All frames are to be securely wired from screw eyes on opposite edges, equidistant across from one another and approximately one-third the distance down from the top edge and must be delivered with hanging wire intended for that type of frame. Do not use saw-tooth devices, rings, gallery corner clips, Swiss corner clips using stretched wire or string, or ready-made frames with hinged easel backs. These will not be accepted.

The wire should be of an appropriate weight relative to the size and weight of the frame. There should be some play in the wire. When pulled upward from the center-point of the length, the wire should extend no farther than two inches below the top of the frame.

Lensbaby: a Creative Option for Selective Focus by Fredrick Orkin

Among the features of a good portrait are sharp eyes. Even better, other aspects of the image are gently blurred, particularly the further they are from the eyes. This use of *selective focus* draws our eyes to the subject as an important adjunct to the composition. Selective focus is also commonly used in wedding, flower, and product photography, as well as motion pictures and videos.

Selective focus can be added with image enhancement software, but real photographers usually prefer to create images in camera (and also may not like video games). Lensbaby is a primitive lens that offers a most creative in-camera approach to selective focus with mounts available for many interchangeable-lens camera models. The first Lensbaby (2004) had just 2 glass elements in a flexible corrugated tube, with a 50 mm focal length. By directing the distal end off axis, the focus point ('sweet spot') can be shifted almost anywhere in the frame, with focusing achieved by pulling the distal end closer to the camera body. Several subsequent versions added internal interchangeable aperture disks (f/2 – 22), and current versions have old-fashioned adjustable aperture and focusing on an articulating lens barrel. Lensbaby accessories can modify the native focal length (from 50 mm to fisheye, or 35 or 80 mm) and even enable macro photography.


Using a Lensbaby requires that your camera reverts to manual focus and aperture-priority (or manual) exposure modes, but the creative options more than compensate for the awkwardness and added effort. I used an early version ('3G' with f/4 aperture disk with a Nikon D800 in full-frame mode) while playing with my 3-year-old grandson Zach



and discovered that my biggest challenge was getting up from lying on the floor! Keep your eyes open and you will surely recognize other examples from other photographers. Lensbaby has even been used to make films (e.g., *The Diving Bell and Butterfly*; *Much Ado About Nothing*; *Contagion*) and TV shows (e.g., *CSI*) which you have seen.

"How To..."

Want to know how to create out of bounds pictures?



<http://www.agaraga.com/photoshop-tutorials/oob/>

or

http://csscreme.com/tutorials/photoshop-effects/photos_out_of_bounds_photoshop_effects_tutorial

Do you know how to size your photos for a Mac?
If you want to know, visit:

<http://www.wikihow.com/Resize-Pictures-%28for-Macs%29>



Innisfree Photographer: Ann Wilkinson

Welcome New Members

John Allen ✕ Norman John Buchan ✕ Marsden Epworth ✕

Elaine Friedman ✕ Alice Axenfield-Storm ✕ James Storm ✕ Polly Swindell

Please send your 'member profile' to Bill DeVoti @ abundancehill@verizon.net for inclusion in future newsletter editions so we can learn a little about you and your love of photography.

Please share your photographs.

To all Photo Club members, for future editions of the newsletter, consider submitting:

- Your Favorite place to photograph
- The Story Behind the Picture
- Share Photo Opportunities
- Share Photo Printing Tips
- Share Photo Processing Tips



The Old Sink Photographer: Dawn Dingee

THE GREAT SWAMP by Dawn Dingee

The Great Swamp covers 6,000 acres in Putnam and Dutchess County -- it is one of the largest freshwater wetlands in NY state. My sister and I frequently kayak there and each spring, that is our first kayak destination because its loaded with wildlife which you can get up close to.

Even Walt Disney found the swamp this year! The natural beauty of the swamp made it a perfect location for a photo-shoot of Tiana (Jennifer Hudson) as the princess from "The Princess and the Frog".




Friends of the Great Swamp (FrOGS) is an all-volunteer not-for-profit group of friends and neighbors who are dedicated to preserving and protecting this unique and valuable resource through research, education and community action.



Each year in Pawling, FrOGS host the "Great Swamp Art Show and Celebration" at the Thomas Memorial Center, Christ Church - usually in October. The event is free and focuses on the Great Swamp. In the hall, there is adult art displaying the swamp habitat. Each year, art teachers in the five school districts located in The Great Swamp watershed are sent information about the swamp and its habitants. The students complete art projects and compete in an annual Art Competition which is displayed in the main room. Consider going next year!

My sister and I have attended the event over the last two years, the most recent event was in October 2013. We had the pleasure of seeing falconer Jim Eyring though we missed the raptor flying display. We did get to attend the "meet 'n' greet" of one of his falcons and owl this year.





Lake at Innisfree Photographer: Lazlo Gyorsok

HCC Website

<http://www.housatoniccameraclub.org/>

**** Please submit your pictures for PSA and NECCC by December 18th to Lazlo to be posted on the website.**

Membership Dues


If you have not paid your 2013/2014 dues, please do so. Submit cash or checks (preferred) to Judy Becker.**

**** \$25 for individual and \$10 for each additional family member**

Holiday Dinner

**Wine, Beer and Snacks: 5:30-6:15 pm
Dinner: 6:15-7:15
Meeting & Program 7:15
At Noble Horizons, Salisbury, CT
Cost is \$20 per person**

****Don't miss the presentation by Ted Roth, Rick Pauline and Dawn Dingee.**



Leaves Photographer: Lazlo Gyorsok

HOUSATONIC CAMERA CLUB MEETING SCHEDULE FOR THE 2013 – 2014 SEASON

Meetings: 3rd Tuesday of the Month (Sept - June)
 Where: Noble Horizons, 17 Cobble Rd, Salisbury, CT
 Time: 7:00 pm (open to the public)



Kerry, Ireland "traffic" Jam Photographer: Bill DeVoti

| | |
|--------------|--|
| September 17 | Frank Dispensa - The Science of Exposure/Print Critique |
| October 15 | Lori Adams - Workflow and Lightroom |
| November 19 | Bert Schmitz- Images of South Africa; Competition Image Review |
| December 17 | Holiday Dinner and Presentation by Ted Roth. |
| January 21 | HCC Members - How I Do That (Show and Tell). |
| February 18 | Digital Circuit 2013 |
| March 18 | Lazlo Gyorsok - How to Make Montages in Photoshop and Elements |
| April 15 | Fred Orkin - Images of Cuba |
| May 20 | Presentation by Joe Meehan, program T.B.A. |
| June 17 | End of Year Dinner and Member Showcase. |

Housatonic Camera Club Membership Enrollment 2012—2013

I wish to enroll as a member for one year. Attached is the membership fee of \$25.00 (and \$10.00 for each additional family member).

Please hand or mail this form to the Treasurer, Judy Becker
432 Undermountain Road, Salisbury, CT 06068-1101; Email: judybecker40@att.net Ph: 860-435-2263

PLEASE PRINT ONLY ... AND CLEARLY!

NAME(S): _____

ADDRESS(ES): _____

PHONE: _____ E-MAIL: _____

WE WILL SEND YOU OUR MONTHLY NEWSLETTERS, SCHEDULES, AND CLUB INFO.